



Anna's Lace Cards and Embellishments  
Des Cartes et des Ornements avec  
Dentelles Anna  
Tarjetas y Adornos de Encajes Anna



ANNA  
GRIFFIN

Handbook instructions can be found at:

Les instructions du manuel peuvent se trouver à:

Las instrucciones del manual se pueden encontrar en:

Die Anleitung finden Sie unter:

**[www.cricut.com/handbook](http://www.cricut.com/handbook)**



1




11



21



31



41



2




12



22



32



23



33



43



42




3



13



4



14




24




34



44



5



45



6



16



15



25



35



26



36



46



7



17



27



18



28




38



37



47



8



48



9



19



29



39



49



40



50



51




10



20



30



1



7.5"

19 cm



2



8.5"

21.5 cm



1



F1 + 1



F2 + 1



2



F1 + 2



F2 + 2



3



7"

18 cm



4



7"

18 cm



3



F1 + 3



F2 + 3




4



F1 + 4



F2 + 4



5



7"

18 cm




6



8"

20.5 cm



5



F1 + 5



F2 + 5




6



F1 + 6



F2 + 6




7



7.5"

19 cm



8




7"

18 cm




7



F1 + 7



F2 + 7



8



F1 + 8



F2 + 8



9



8"

20.5 cm



10



7"

18 cm



9



F1 + 9



F2 + 9



10



F1 + 10



F2 + 10



11



7.5"

19 cm



12



5"

13cm



11



F1 + 11



F2 + 11



12




F1 + 12



F2 + 12



13



14



5"

13cm



13



F1 + 13



F2 + 13



14



F1 + 14



F2 + 14



15



F1 + 15



F2 + 15




16



F1 + 16



F2 + 16



17



F1 + 17



F2 + 17



18




F1 + 18



F2 + 18



19



20



19



F1 + 19



F2 + 19



20



F1 + 20



F2 + 20



21



22



21



F1 + 21



F2 + 21




22




F1 + 22



F2 + 22



23



24



23



F1 + 23



F2 + 23



24



F1 + 24



F2 + 24



25



26



25



F1 + 25



F2 + 25



26




F1 + 26



F2 + 26



27



28



27



F1 + 27



F2 + 27




28




F1 + 28



F2 + 28



29



30



29



F1 + 29



F2 + 29




30



F1 + 30



F2 + 30



31

F1 + 31

F2 + 31

32

F1 + 32

F2 + 32



33



34



33



F1 + 33



F2 + 33



34



F1 + 34



F2 + 34



35



F1 + 35

F2 + 35

36

F1 + 36

F2 + 36



37



F1 + 37



F2 + 37



38




F1 + 38



F2 + 38



39



40



39



F1 + 39



F2 + 39




40



F1 + 40



F2 + 40



41



7"

18 cm



42



7"

18 cm




41



F1 + 41



F2 + 41



42



F1 + 42



F2 + 42



43



7"

18 cm



44



7"

18 cm



43



F1 + 43



F2 + 43



44



F1 + 44



F2 + 44




45



7"

18 cm



46



7"

18 cm




45



F1 + 45



F2 + 45



46



F1 + 46



F2 + 46




47



7"

18 cm



48



7"

18 cm



47



F1 + 47



F2 + 47



48



F1 + 48



F2 + 48



49



7"

18 cm



50



7"

18 cm



49



F1 + 49



F2 + 49



50



F1 + 50



F2 + 50



41



F2 + 41



42



F2 + 42

[illegible]



©2015 Provo Craft & Novelty, Inc.

All rights reserved/Tous droits réservés/Todos los derechos reservados  
10876 South River Front Parkway, Suite 500, South Jordan, UT 84095

Made in China/Fabriqu  en Chine/Hecho en China

Manufactured for Provo Craft & Novelty, Inc./Fabriqu  pour Provo  
Craft & Novelty, Inc./Fabricado para Provo Craft & Novelty, Inc.

[www.cricut.com](http://www.cricut.com)