



PROJECTS



Easy-to-make projects
right out of the box

Chip Décor



The NEW Cricut® design program!

- Access online from anywhere, anytime
- Intuitive, easy-to-use program
- Design on a big screen
- View and design with the complete Cricut® cartridge library
- Search to easily find the right image
- Save your projects
- Share and collaborate on projects
- Windows and Mac compatible
- Free!



Try it out at
www.Cricut.com/craftroom

Contents

What is Real Dial Size?	4
Icon Gallery.....	5
Contact Us	14

For complete instructions see your Cricut® user manual or visit
www.cricut.com

Exclusively designed to coordinate with **CHIPDECOR™** letters, icons, and words available at Hobby Lobby. In order for the images to fit on the Chip Décor Letters, you will need to cut the images at specific sizes.



For the non-shift base images to fit the 3 ½" Chip Décor letters, you will need to cut them at 3 ½".



For the shift images to fit the 8" Chip Décor letters, you will need to cut them at 8".



For these images to fit the Chip Décor icons and words, you will need to cut them at the size indicated.

What is Real Dial Size?

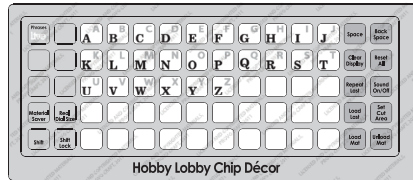


Real Dial Size OFF



Real Dial Size ON

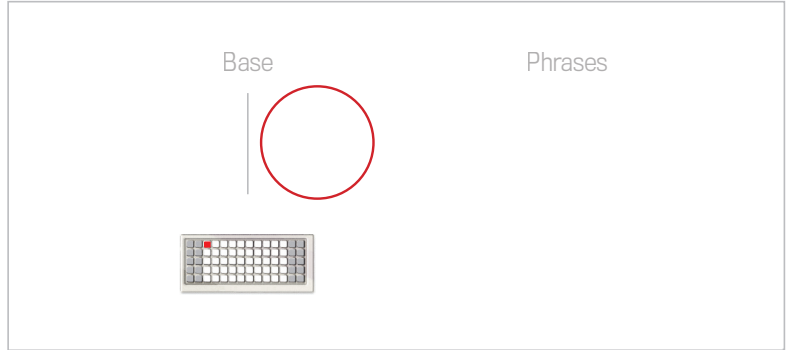
All characters are measured from the lowest possible point to the highest. In the Hobby Lobby Chip Décor cartridge, the non-shift base images are proportionate to each other, and the shift images are proportionate to each other. If **Real Dial Size** is selected, all characters will be cut according to the size specified.



In the Icon Gallery you will find a diagram for every image on your cartridge. The images in the circled areas are created using the **Shift** key. You can see at a glance what Creative Features are available for the image you have selected in the Icon Gallery.

Hobby Lobby Chip Décor Creative Features:

- Phrases



Base
A | **A**



Phrases
live

6"

Base
B | **B**



Phrases


10.75"

Base
C | **C**



Phrases


11"

Base
D | **D**



Phrases
friends

5.5"

Base

E | E



Phrases



7"

Base

F | F




Phrases



8.5"

Base

G | G



Phrases

laugh

7.5"

Base

H | H



Phrases

family

6.75"

Base
I | I



Phrases
welcome

425°

Base
J | J



Phrases
love

6°

Base
K | K



Phrases
faith

55°

Base
L | L



Phrases



Base

M | **M**



Phrases

X

Base

N | **N**



Phrases

X

Base

O | **O**



Phrases

X

Base

P | **P**



Phrases

X

Base

Q | Q



Phrases

X

Base

R | R




Phrases

X

Base

S | S



Phrases

X

Base

T | T



Phrases

X

Base

U U



Phrases

X

Base

V V



Phrases

X

Base

W W



Phrases

X

Base

X X



Phrases

X

Base
Y | **Y**




Phrases
X

Base
Z | **Z**



Phrases
X





For in-depth information about using your Cricut® cutting system refer to the User Manual included with your Cricut® machine. If you don't find the answers you need, support is available in the following two ways:

You will find the most current help and documentation on the web site. Find answers to FAQs and Troubleshooting problems any time of the day.

INTERNET: www.cricut.com

Refer to the Customer Support information that came with your Cricut® machine(s) or call for Customer Support options at:

PHONE: 1-877-7CRICUT (727-4288) Monday-Friday 7:00 a.m.-6:00 p.m., Mountain Time



© 2011 Provo Craft and Novelty, Inc.

All rights reserved/Tous droits réservés/Todos los derechos reservados

South Jordan, UT 84095

Made in China/Fabriqu  en Chine/Fabricado en China

www.provocraft.com · 8855