



New Testament



God the
Father

God the
Father



The NEW Cricut® design program!

- Access online from anywhere, anytime
- Intuitive, easy-to-use program
- Design on a big screen
- View and design with the complete Cricut® cartridge library
- Search to easily find the right image
- Save your projects
- Share and collaborate on projects
- Windows and Mac compatible
- Free!



Try it out at
www.Cricut.com/craftroom

Le NOUVEAU programme de design Cricut®!

- Accédez-y en ligne, à tout moment et où que vous soyez
- Programme facile à utiliser et d'approche intuitive
- Créez vos designs sur un grand écran
- Visualisez et faites vos designs en utilisant la bibliothèque complète de cartouches Cricut®
- Recherchez pour trouver facilement l'image appropriée
- Sauvegardez vos projets
- Partagez-vous vos projets et associez-vous aux autres créateurs
- Compatible avec Windows et Mac
- Gratuit!



Essayez-le sur
www.Cricut.com/craftroom

¡El NUEVO programa de diseño de Cricut®!

- Acceda en línea desde cualquier parte y en cualquier momento
- Programa fácil de utilizar y de operación intuitiva
- Realice sus diseños en una gran pantalla
- Visualice y diseñe con la biblioteca completa de cartuchos Cricut®
- Realice búsquedas para encontrar fácilmente la imagen apropiada
- Guarde sus proyectos
- Comparta sus proyectos y colabore con otros creadores
- Compatible con Windows y con Mac
- ¡Gratis!



Compruébelo visitando
www.Cricut.com/craftroom

Das **NEUE** Cricut® Designprogramm!

- Onlinezugriff überall und jederzeit
- Intuitives Programm mit einfacher Handhabung
- Entwerfen Sie auf einem großen Bildschirm
- Gestalten Sie mit der gesamten Cricut®-Kassettenbibliothek.
- Suchfunktion zum einfachen Finden des richtigen Bildes
- Speichern Sie Ihre Projekte
- Austausch und Zusammenarbeit an Projekten
- Kompatibel mit Windows und Mac
- **Gratis!**



Testen Sie jetzt auf
www.Cricut.com/craftroom

Contents • Table des Matières • Indice • Inhalt

English

| | |
|-------------------------------|----|
| What is Real Dial Size? | 7 |
| Quick Start Project | 9 |
| Icon Gallery | 17 |
| Contact Us..... | 78 |

Español

| | |
|------------------------------------|----|
| ¿Qué hace el Real Dial Size? | 8 |
| Proyecto de Iniciación Rápida..... | 13 |
| Galería de Iconos | 19 |
| Contáctenos | 79 |

Français

| | |
|---|----|
| Qu'est-ce qui le Real Dial Size fait? | 7 |
| Projet de Commencement Rapide | 11 |
| Galerie d' Icônes | 18 |
| Contactez-nous | 78 |

Deutsch

| | |
|----------------------------------|----|
| Was ist Real Dial Size?..... | 8 |
| Schnellstartprojek..... | 15 |
| Bildergalerie | 20 |
| Verbinden Sie sich mit uns | 79 |

For complete instructions
see your Cricut® user manual
or visit www.cricut.com

Pour des instructions complètes
veuillez vous référer au Manuel
de l'Utilisateur Cricut® ou visiter
le site www.cricut.com

Para instrucciones detalladas
refiérase a su Manual del
Usuario Cricut® o visite
la página www.cricut.com

Finden Sie vollständige
Anweisungen in Ihrem Cricut®
Benutzerhandbuch oder
besuchen Sie www.cricut.com

What is Real Dial Size? • Qu'est-ce qui le Real Dial Size fait?


(Disque de Définition de la Taille Réelle)



Real Dial Size OFF
(Désactivé)



Real Dial Size ON
(Activé)



All characters are measured from the lowest possible point to the highest. In New Testament, the base non-shift characters are all the same height, and the shift characters and **Layer** features are designed to fit them proportionately. The characters on the **Books** feature are all the same height, and the **Books Shadow** feature is designed to fit them proportionately. If **Real Dial Size** is selected, all characters will be cut according to the size specified.

Tous les caractères sont mesurés à partir du point le plus bas possible jusqu'au point le plus haut. Dans la cartouche New Testament (Nouveau Testament), les caractères de base avec la touche **Shift** non activée sont tous de la même hauteur et les caractères avec la touche **Shift** activée et ceux de la fonction **Layer** (Couche) ont été conçus pour s'y ajuster proportionnellement. Les caractères de la fonction **Books** (Livres) sont tous de la même hauteur, et ceux de la fonction **Books Shadow** (Ombrage des Livres) ont été conçus pour s'ajuster à ceux-ci proportionnellement. Si vous avez sélectionné le **Real Dial Size** (Disque de Définition de la Taille Réelle), tous les caractères seront coupés en accord avec la taille sélectionnée.

¿Qué hace el Real Dial Size? • Was ist Real Dial Size?

(Disco de Definición de Tamaño Real)

(Realgrößenwähler)




Real Dial Size OFF
(Desactivado/Aus)



Real Dial Size ON
(Activado/Ein)

Todos los caracteres se miden desde el punto más bajo posible al punto más alto. En el cartucho New Testament (Nuevo Testamento), los caracteres de base con la tecla **Shift** no activada son todos de la misma altura, y los caracteres con la tecla **Shift** activada y los de la función **Layer** (Capa) se han diseñado para ajustarse a ellos proporcionalmente. Los caracteres de la función **Books** (Libros) son todos de la misma altura, y los caracteres de la función **Books Shadow** (Sombreado de Libros) se han diseñado para ajustarse a ellos proporcionalmente. Si se selecciona el **Real Dial Size** (Disco de Definición de Tamaño Real), todos los caracteres se cortarán de acuerdo con el tamaño especificado.

Alle Zeichen werden vom untersten möglichen Punkt bis zum höchsten möglichen Punkt gemessen. In „New Testament“ (Neues Testament) werden die Nicht-**Shift**-Grundzeichen alle auf derselben Höhe erstellt und die **Shift**-Zeichen sowie die Zeichen der Funktion **Layer** (Schicht) wurden proportional zu ihnen geschaffen. Die Zeichen der Funktion **Books** (Bücher) sind alle gleich hoch und die Zeichen der Funktion **Books Shadow** (Bücher Schatten) wurden proportional zu ihnen geschaffen. Wenn **Real Dial Size** (Realgrößenwähler) gedrückt ist, werden alle Zeichen entsprechend der gewählten Größe ausgestanzt.



Now you're ready to try a project!




What Would Jesus Do Book

Keep all of your favorite inspirational verses and sayings in this book!

Materials:

- Cardstock: blue, black, brown, white, red, yellow, tan
- White notebook
- Paper trimmer
- Adhesive



Step One:

Cut one 5 1/4" x 8 1/4" block of black cardstock. Cut one 5" x 8" block of blue cardstock. Layer and adhere to book.



Step Two:

Cut Jesus. Using brown cardstock, cut one 5 1/2" <Jesus2>. Repeat cut using white cardstock and **Layer 1** feature. Repeat cut using yellow cardstock and **Layer 2** feature. Using tan cardstock, press **Shift** and cut one 5 1/2" <Jesus2-s>. Repeat cut using red cardstock and **Layer 1** feature. Repeat cut using black cardstock and **Layer 2** feature. Layer and adhere to book as shown.



Step Three:

Cut *WWJD*. Using black cardstock, select **Crosses** feature and cut one 1 1/2" <Mary2>. Adhere to book as shown.

Maintenant vous êtes prêt à vous lancer dans un projet!




Livre contenant ce que Jésus ferait

Gardez tous vos vers et vos adages spirituellement inspirants favoris dans ce livre!

Matériaux:

- Papier Cartonné: bleu, noir, brun, blanc, rouge, jaune, havane
- Cahier blanc
- Massicot papier
- Colle



Étape Un:

Coupez une pièce de papier cartonné noir de 5 ¼" x 8 ¼" (13.33 cm x 20.95 cm). Coupez une pièce de papier cartonné bleu de 5" x 8" (12.7 cm x 20.32 cm). Placez-les en couches et collez-les sur le livre.



Étape Deux:

Pour couper la figure de Jésus. En utilisant du papier cartonné brun, coupez un <Jesus2> de 5 ½" (13.97 cm). Répétez la coupe en utilisant du papier cartonné blanc et la fonction **Layer 1** (Couche 1). Répétez la coupe en utilisant du papier cartonné jaune et la fonction **Layer 2** (Couche 2). En utilisant du papier cartonné havane, pressez **Shift** et coupez un <Jesus2-s> de 5 ½" (13.97 cm). Répétez la coupe en utilisant du papier cartonné rouge et la fonction **Layer 1** (Couche 1). Répétez la coupe en utilisant du papier cartonné noir et la fonction **Layer 2** (Couche 2). Disposez-les en couches et collez-les sur le livre tel qu'il est montré.



Étape Trois:

Pour couper *WWJD* (Ce que Jésus Ferait). En utilisant du papier cartonné noir, sélectionnez la fonction **Crosses** (Croix) et coupez un <Mary2> de 1 ½" (3.81 cm). Collez-la sur le livre tel qu'il est montré.

¡Ahora está preparado para intentar realizar un proyecto!




Libro “What Would Jesus Do” (Lo que Jesús Haría)

¡Guarde todos sus versos y enseñanzas divinas favoritas en este libro!

Materiales:

- Papel Cardstock: azul, negro, café, blanco, rojo, amarillo, color canela
- Cuaderno blanco
- Guillotina
- Pegamento



Paso Uno:

Corte un trozo de papel cardstock color negro de 5 ¼" x 8 ¼" (13.33 cm x 20.95 cm). Corte un trozo de papel cardstock color azul de 5" x 8" (12.7 cm x 20.32 cm). Dispóngalos en capas y péguelos en el cuaderno.



Paso Dos:

Para cortar la figura de Jesús. Utilizando papel cardstock color café, corte un <Jesus2> de 5 ½" (13.97 cm). Repita el corte utilizando papel cardstock color blanco y la función **Layer 1** (Capa 1). Repita el corte utilizando papel cardstock color amarillo y la función **Layer 2** (Capa 2). Utilizando papel cardstock color canela, presione **Shift** y corte un <Jesus2-s> de 5 ½" (13.97 cm). Repita el corte utilizando papel cardstock color rojo y la función **Layer 1** (Capa 1). Repita el corte utilizando papel cardstock color negro y la función **Layer 2** (Capa 2). Disponga en capas y pegue en el libro tal como se muestra.



Paso Tres:

Para cortar *WWJD* (Lo que Jesús Haría). Utilizando papel cardstock color negro, seleccione la función **Crosses** (Cruces) y corte un <Mary2> de 1 ½" (3.81 cm). Pegue en el libro tal como se muestra.

Sie sind nun bereit, ein Projekt auszuprobieren!




Buch „What Would Jesus Do“ (Was hätte Jesus getan?)

Basteln Sie ein Buch für Ihre liebsten Bibelstellen und Sprüche!

Materialien:

- Kartonpapier: blau, schwarz, braun, weiß, rot, gelb, dunkelgelb
- Weißes Heft
- Papierschneidegerät
- Klebstoff



Erster Schritt:

Schneiden Sie ein $5 \frac{1}{4}$ " x $8 \frac{1}{4}$ " (13.33 cm x 20.95 cm) großes Rechteck aus schwarzem Karton aus. Schneiden Sie ein 5" x 8" (12.7 cm x 20.32 cm) großes Rechteck aus blauem Karton aus. Legen Sie die Schichten aufeinander und kleben Sie sie auf das Heft.



Zweiter Schritt:

Für Jesus: Stanzen Sie aus braunem Karton ein $5 \frac{1}{2}$ " (13.97 cm) großes <Jesus2> aus. Wiederholen Sie den Vorgang mit weißem Karton und der Funktion **Layer 1** (Schicht 1). Wiederholen Sie den Vorgang mit gelbem Karton und der Funktion **Layer 2** (Schicht 2). Drücken Sie die **Shift**-Taste und stanzen Sie aus dunkelgelbem Karton ein $5 \frac{1}{2}$ " (13.97 cm) großes <Jesus2-s> aus. Wiederholen Sie den Vorgang mit rotem Karton und der Funktion **Layer 1** (Schicht 1). Wiederholen Sie den Vorgang mit schwarzem Karton und der Funktion **Layer 2** (Schicht 2). Legen Sie die Schichten aufeinander und kleben Sie Jesus wie auf der Abbildung gezeigt auf das Heft.



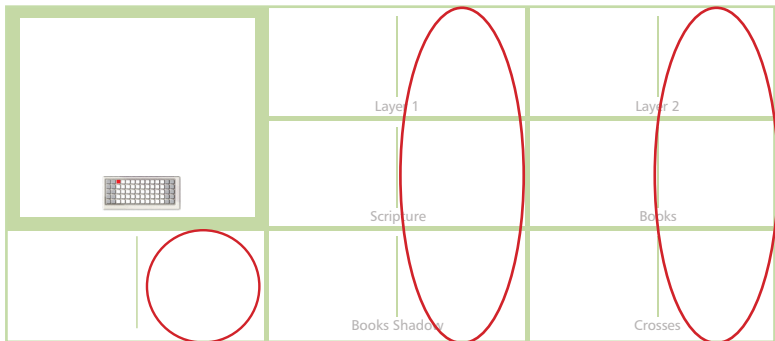
Dritter Schritt:

Für das *WWJD*: Wählen Sie die Funktion **Crosses** (Kreuze) aus und stanzen Sie aus schwarzem Karton ein $1 \frac{1}{2}$ " (3.81 cm) großes <Mary2> aus. Kleben Sie den Schriftzug wie in der Abbildung gezeigt auf das Heft.

In the Icon Gallery you will find a diagram for every image on your cartridge. The images in the circled areas are created using the **Shift** key. You can see at a glance what Creative Features are available for the image you have selected in the Icon Gallery. **Some shapes are very intricate and will cut best at larger sizes.**

New Testament Creative Features:

- Layer 1
- Layer 2
- Scripture
- Books
- Books Shadow
- Crosses



Dans la Galerie d'Icônes vous trouverez un diagramme pour chaque image de votre cartouche. Les images dans des zones encadrées sont créées en utilisant la touche **Shift**. Vous pouvez voir d'un coup d'œil quelles des Fonctions Créatives sont disponibles pour l'image que vous avez sélectionné dans la Galerie d'Icônes. **Quelques formes sont très élaborées et il vaudrait mieux les couper en des tailles plus grandes.**

Fonctions Créatives de la Cartouche
New Testament (Nouveau Testament) :

Layer 1 (Couche 1)

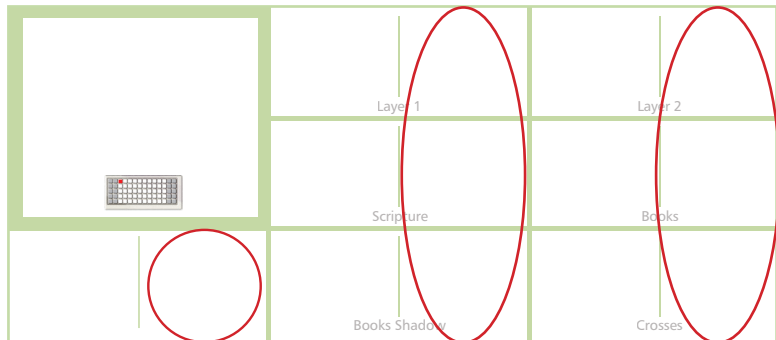
Layer 2 (Couche 2)

Scripture (Ecritures Saintes)

Books (Livres)

Books Shadow (Ombrage des Livres)

Crosses (Croix)



En la Galería de Iconos encontrará un diagrama para cada imagen de su cartucho. Las imágenes en las áreas rodeadas con un círculo son creadas utilizando la tecla **Shift**. Podrá ver de inmediato qué Funciones Creativas están disponibles para la imagen que ha seleccionado en la Galería de Iconos. **Algunas formas son muy elaboradas y se cortarán mejor en tamaños más grandes.**

New Testament (Nuevo Testamento)

Funciones Creativas:

Layer 1 (Capa 1)

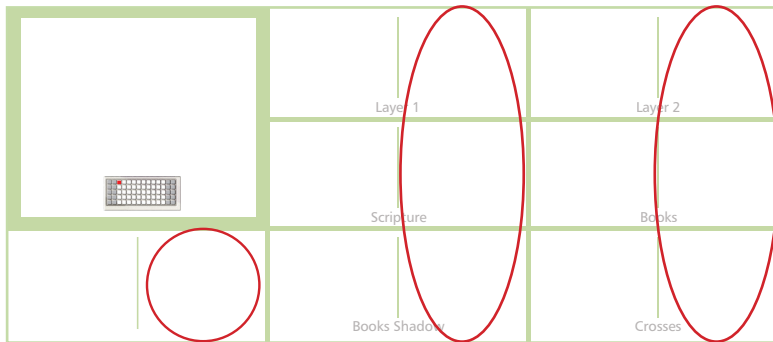
Layer 2 (Capa 2)

Scripture (Escrituras)

Books (Libros)

Books Shadow (Sombreado de Libros)

Crosses (Cruces)



In der Symbolgalerie finden Sie ein Diagramm für jedes Bild auf Ihrer Kassette. Die Bilder in den eingekreisten Bereichen werden mit der **Shift**-Taste erstellt. Sie sehen auf einen Blick, welche Kreativfunktionen für das ausgewählte Bild aus der Symbolgalerie zur Verfügung stehen. **Einige Figuren sind sehr detailreich und werden am besten in größeren Dimensionen ausgestanzt.**

New Testament (Neues Testament)
Creative Features:

Layer 1 (Schicht 1)

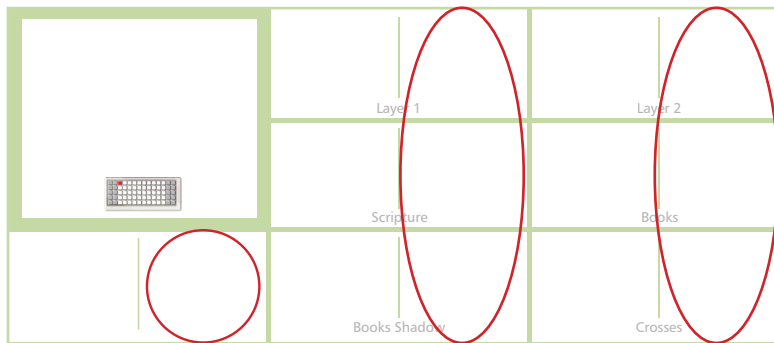
Layer 2 (Schicht 2)

Scripture (Bibel)

Books (Bücher)

Books Shadow (Bücher Schatten)


Crosses (Kreuze)




Some of the images on this cartridge are very intricate and will cut best at certain sizes. These images have an icon next to them in the icon gallery.
Certaines des images dans cette cartouche sont très élaborées et les résultats seront meilleurs si elles sont coupées en des tailles spécifiques. Ces images vont avoir un icône à leur côté dans la galerie d'icônes.


Algunas de las imágenes de este cartucho son muy elaboradas y se cortarán mejor en ciertos tamaños. Estas imágenes tendrán un ícono representado a su lado en la galería de íconos.

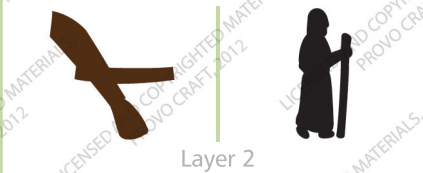
Einige der Bilder auf dieser Kassette sind sehr aufwendig und lassen sich am besten in bestimmten Größen ausschneiden. Diese Bilder sind durch ein Symbol gekennzeichnet, das neben ihnen in der Symbolgalerie erscheint.

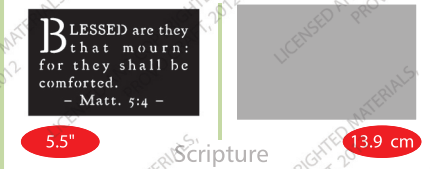
 Image should be cut at this size or larger.
L'image devrait être coupée de cette taille ou plus grande.
La imagen debe ser cortada de este tamaño o más grande.
Das Bild sollte in dieser Größe oder größer ausgeschnitten werden.

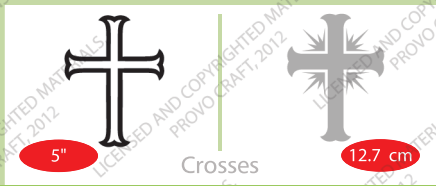
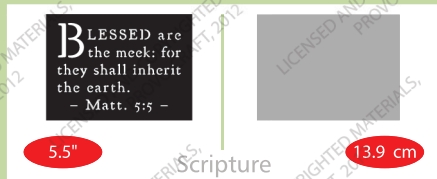

 Image should be cut at this size or larger with the **Fit to Length** function* activated.
L'image devrait être coupée de cette taille ou plus grande avec la fonction* **Fit to Length** (Ajuster à la Longueur) activée.
La imagen debe ser cortada de este tamaño o más grande con la función* **Fit to Length** (Ajustar al Largo) activada.
Das Bild sollte in dieser Größe oder größer sowie mit der aktivierten Funktion **Fit to Length** (Längenanpassung)* ausgeschnitten werden.

*Not all machines have this function. Please see your machine user manual for details.
*Cette fonction n'est pas dans toutes les machines. Veuillez consulter le manuel de l'utilisateur de votre machine pour plus d'information.
*No todas las máquinas tienen esta función. Le rogamos consultar el manual de usuario de su máquina para mayor información.
*Nicht alle Geräte verfügen über diese Funktion. Genauere Information finden Sie im Benutzerhandbuch Ihres Geräts.











5.5"



13.9 cm



Layer 1




Layer 2



BLESSED are
the pure in
heart: for they
shall see God.
- Matt. 5:8 -

5.5"



13.9 cm

Scripture

Acts

5"

Books

12.7 cm



<Joseph2>



<Josph2-s>

Acts

Books Shadow

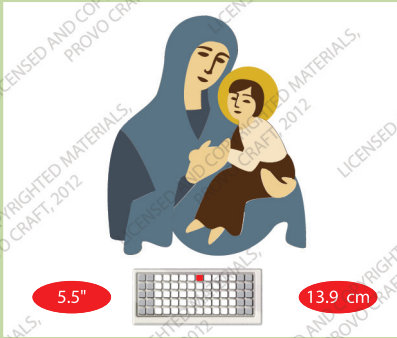


5"

Crosses



12.7 cm



Layer 1




Layer 2



YE are the light
of the world.
- Matt 5:14 -

5.5"



13.9 cm

Scripture

Romans

5"

Books

12.7 cm



<MryJesus>



<MyJesus-s>

Romans

Books Shadow

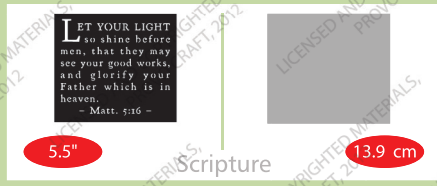


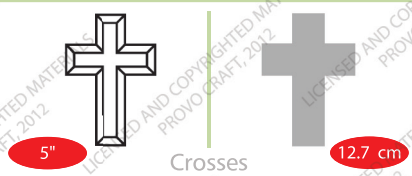
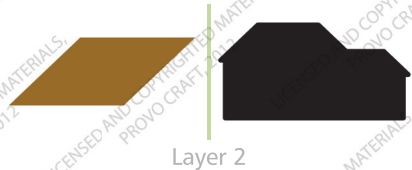
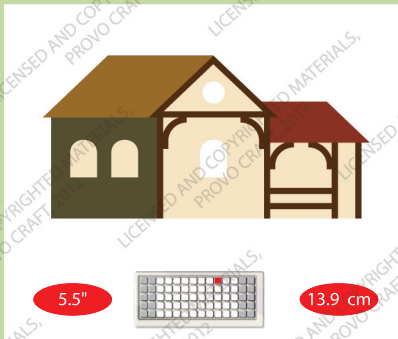
5"

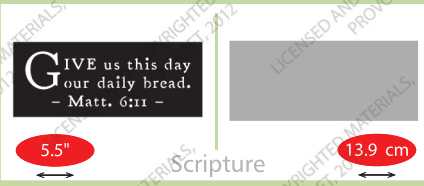
Crosses



12.7 cm











5.5"



13.9 cm




Layer 1



Layer 2

COME UNTO ME,
all ye that labour
and are heavy laden,
and I will give you rest.
- Matt. 11:28 -

5.5"



13.9 cm

Scripture

Colossians

5"

Books

12.7 cm



<Angel2>



<Angel2-s>

Colossians

Books Shadow


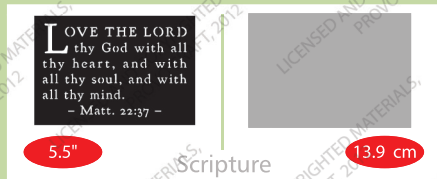
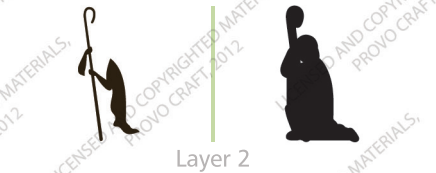





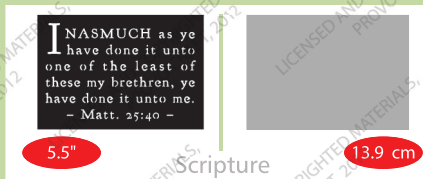

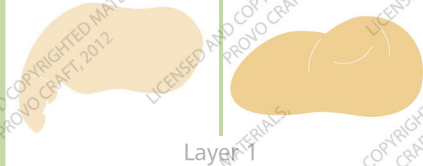

5"




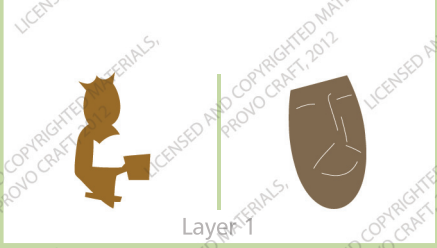
Crosses



12.7 cm









5.5"

13.9 cm



Layer 1




Layer 2



AND he took the cup, and gave thanks, and gave it to them, saying, Drink ye all of it; For this is my blood... which is shed for many for the remission of sins.
- Matt. 26:27-28 -

5.5"

Scripture



13.9 cm

Philemon

5"

Books

12.7 cm



<Wiseman2>



<Wisemn2-s>

Philemon

Books Shadow

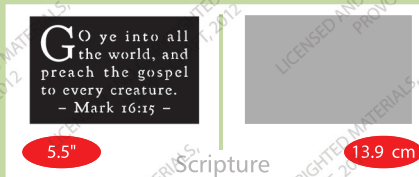

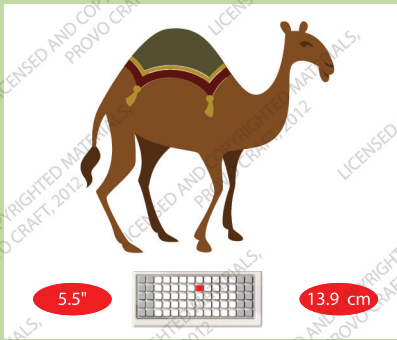


5"

Crosses



12.7 cm





3.5"



8.8 cm



Layer 1



Layer 2



HE that believeth
and is baptized
shall be saved.
- Mark 16:16 -

5.5"



Scripture



13.9 cm



James

5"



Books



12.7 cm



<Wiseman3>



<Wsemn3-s>

James

Books Shadow


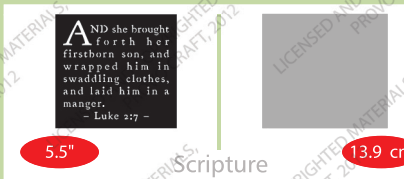


5"

Crosses



12.7 cm





5.5"



13.9 cm



Layer 1



Layer 2



FEAR NOT: for, behold, I bring you good tidings of great joy, which shall be to all people. - Luke 2:10 -

5.5"

Scripture



13.9 cm

Jude

5"

Books



12.7 cm



<LtlJesus>



<LtlJus-s>

Jude

Books Shadow



5"

Crosses



12.7 cm

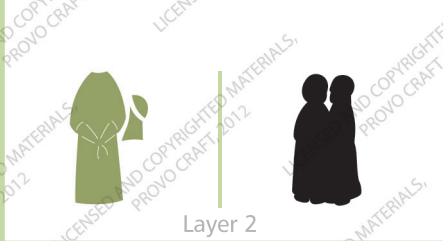


5.5"

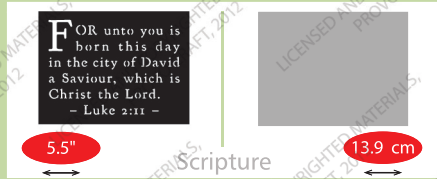
13.9 cm



Layer 1



Layer 2



5.5"

13.9 cm

Scripture



5"

12.7 cm

Books



<Dscpl1-s>




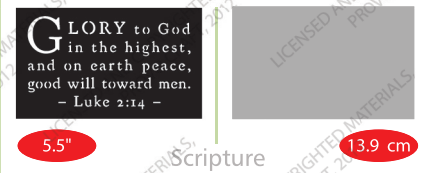
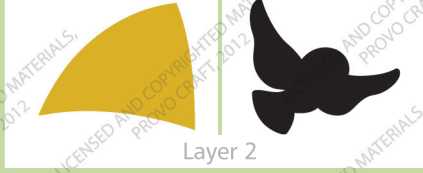
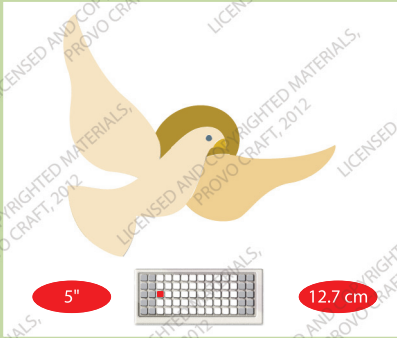
Books Shadow




5"

12.7 cm

Crosses





5"

12.7 cm



Layer 1



Layer 2



PEACE be
unto you.
- Luke 24:36 -

5.5"



13.9 cm

Scripture

Epistle

5"

Books

12.7 cm



< Baptism >



< Baptism-s >

Epistle

Books Shadow



5"

Crosses



12.7 cm



5"

12.7 cm



Layer 1



Layer 2

BEHOLD my hands
and my feet... a
spirit hath not flesh
and bones, as ye see
me have.
- Luke 24:39 -

5.5"

13.9 cm

Scripture

Gospel

5"

12.7 cm

Books



<Dscpl2>



<Dscpl2-s>

Gospel

Books Shadow

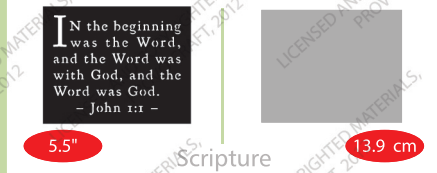
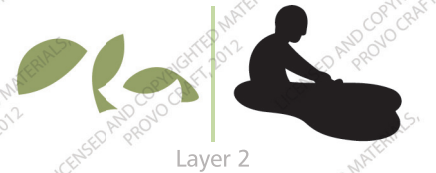
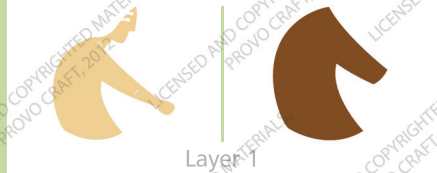


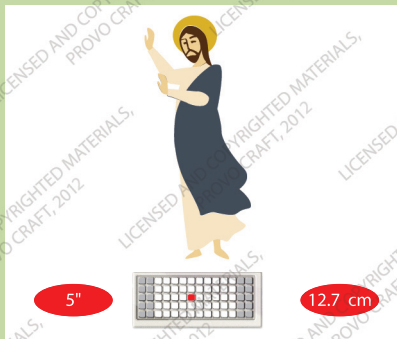
5"

Crosses




12.7 cm






Layer 1



Layer 2

EXCEPT a man be born of water and of the Spirit, he cannot enter into the kingdom of God.
- John 3:5 -

5.5"



13.9 cm

Scripture

Bible

5"

Books



12.7 cm



<Calmng>



<Calmng-s>

Bible

Books Shadow



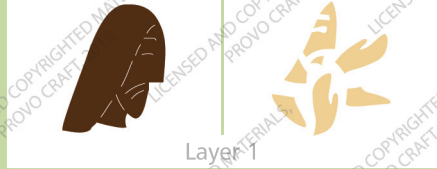


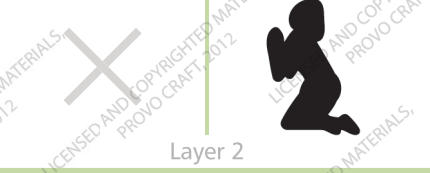
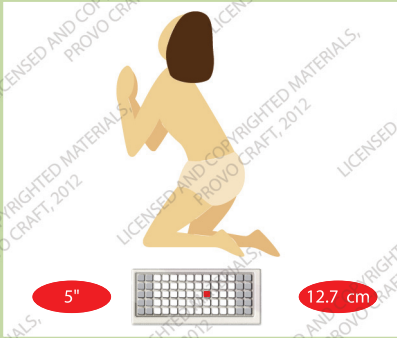
5"

Crosses



12.7 cm



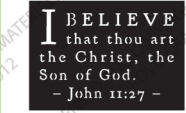
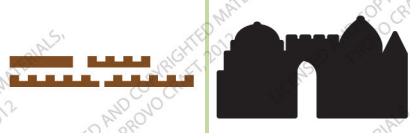




Layer 1



Layer 2



5.5"

Scripture



13.9 cm



5"

Books



12.7 cm



<Jerusalem>



<Jerusalem>



Books Shadow

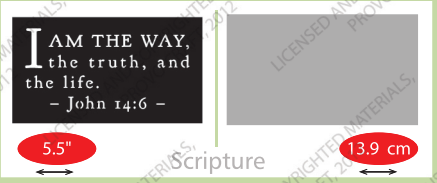
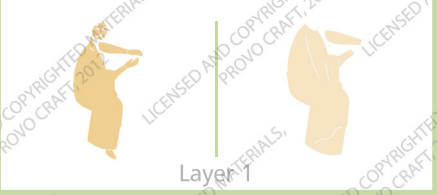


5"

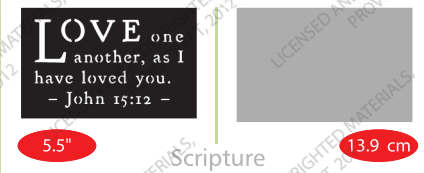
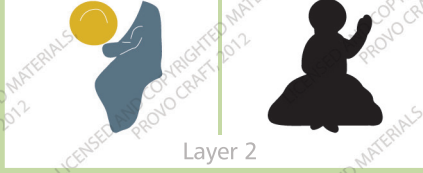
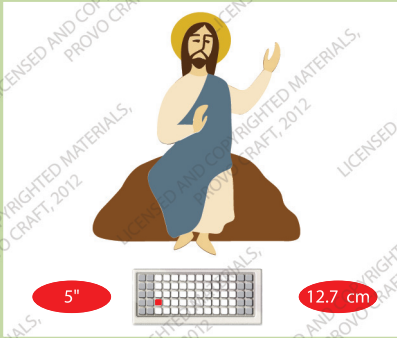
Crosses


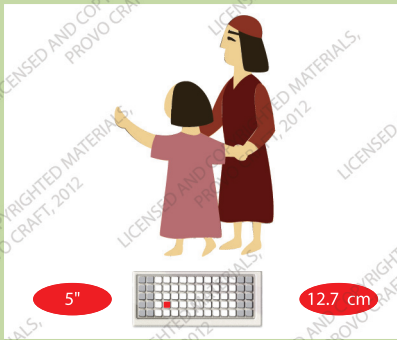





12.7 cm


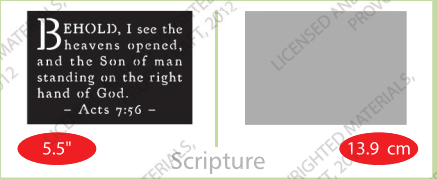


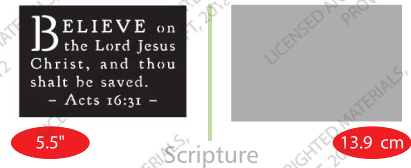
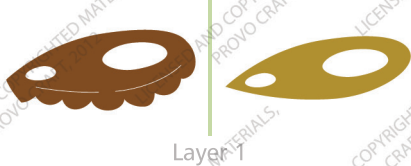















Layer 1



Layer 2



FOR I AM NOT
ashamed of the
gospel of Christ.
- Romans 1:16 -



5.5"

Scripture

13.9 cm

6

5"

Books



12.7 cm



<Samaritan>



<Smaritn-s>

6

Books Shadow

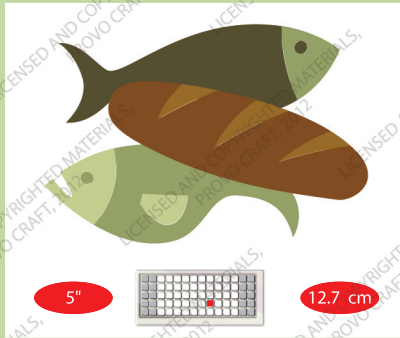


5"

Crosses



12.7 cm




Layer 1



Layer 2



GOD is faithful,
 who will not
 suffer you to be
 tempted above that
 ye are able.
 - 1 Cor. 10:13 -



5.5"

13.9 cm

Scripture



5"

Books



12.7 cm



<Loaffish>



<LoFsh-s>



Books Shadow

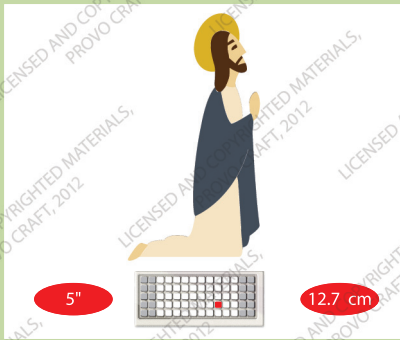


5"

Crosses



12.7 cm



Layer 1




Layer 2



CHARITY
never faileth.
- 1 Cor. 13:8 -



Scripture



Books



<Gthsmne>



<Gthsmn-s>

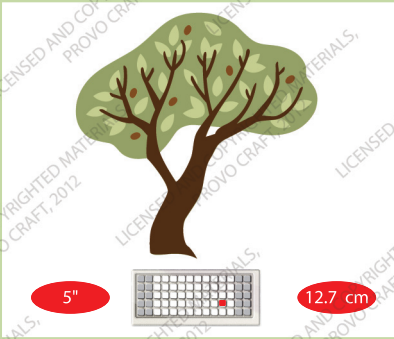


Books Shadow



Crosses





Layer 1



Layer 2



IN CHRIST shall
all be made alive.
- 1 Cor. 15:22 -



Scripture



Books



<OlvTree>



<OlvTre-s>

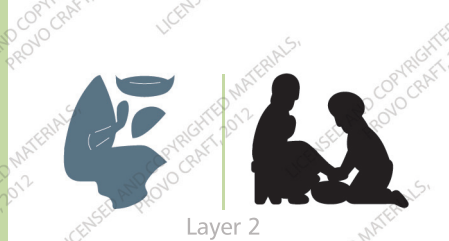
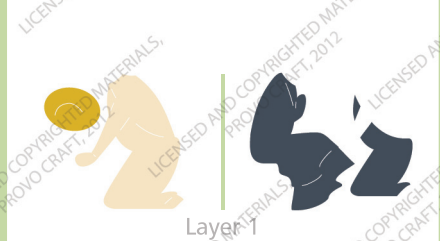


Books Shadow



Crosses







5"



12.7 cm



Layer 1




Layer 2



PUT on the whole
armour of God,
that ye may be able
to stand against the
wiles of the devil.
- Eph. 6:11 -

5.5"

Scripture



13.9 cm

Jesus

5"

Books

12.7 cm



<HlyGrail>



<HlyGr-l-s>

Jesus

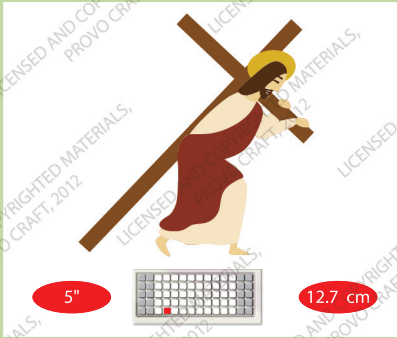
Books Shadow



5"

Crosses

12.7 cm



Layer 1




Layer 2



I CAN do all things through Christ which strengtheneth me. - Phil. 4:13 -

5.5"

Scripture



13.9 cm

Jesus Christ

5"

Books



12.7 cm



<Cross>



<Cross-s>

Jesus Christ

Books Shadow



5"

Crosses



12.7 cm



5"



12.7 cm



Layer 1




Layer 2



ALL SCRIPTURE
is given by
inspiration of God.
- 2 Tim 3:16 -

5.5"



13.9 cm

Scripture

Son of God

5"

Books

12.7 cm



<Soldier>



<Soldier-s>

Son of God


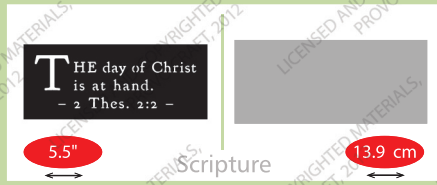
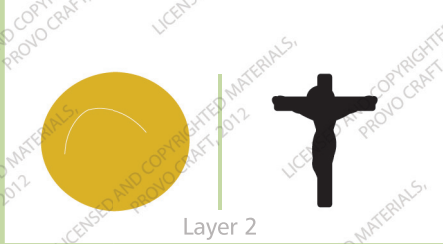
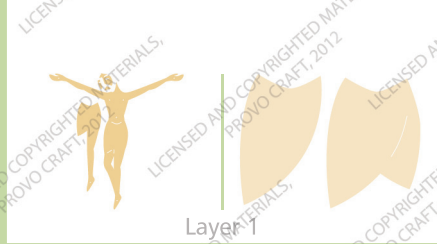

Books Shadow

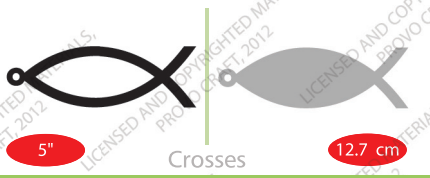
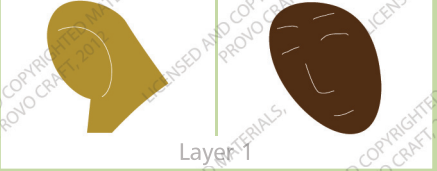


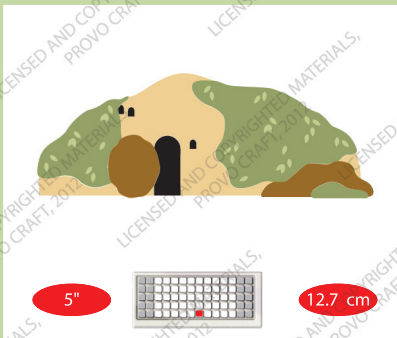
5"

Crosses

12.7 cm







Layer 1




Layer 2



FAITH, if
it hath not
works, is dead.
- James 2:17 -

5.5"



13.9 cm

Scripture

Saviour

5"

Books



12.7 cm



<GrdnTomb>



<GrdnTomb-s>

Saviour

Books Shadow



JESUS

5"

Crosses



12.7 cm



5"



12.7 cm



Layer 1




Layer 2



GOD is love; and he that dwelleth in love dwelleth in God, and God in him. - 1 John 4:16 -

5.5"

Scripture



13.9 cm

Emmanuel

5"

Books



12.7 cm



<Mary2>



<Mary2-s>

Emmanuel

Books Shadow

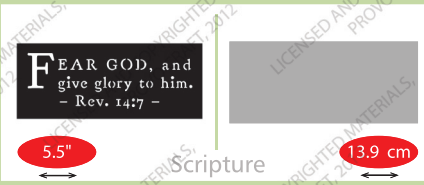
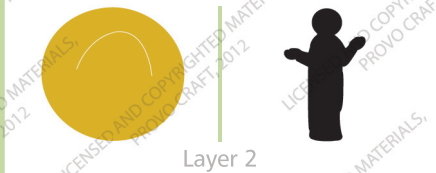

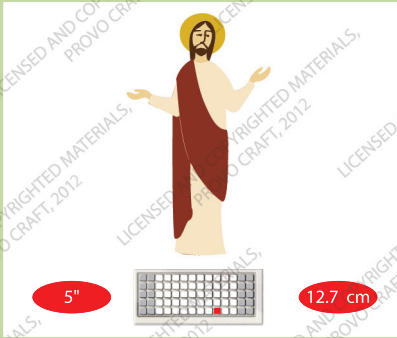


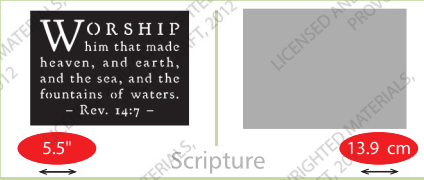


5"

Crosses



12.7 cm







5"

12.7 cm




Layer 1



Layer 2

ALLELUIA:
for the Lord
God omnipotent
reigneth.
- Rev. 19:6 -



5.5"

13.9 cm

Scripture

God the
Father

5"

Books

12.7 cm



<Jesus2>



<Jesus2-s>

God the
Father

Books Shadow

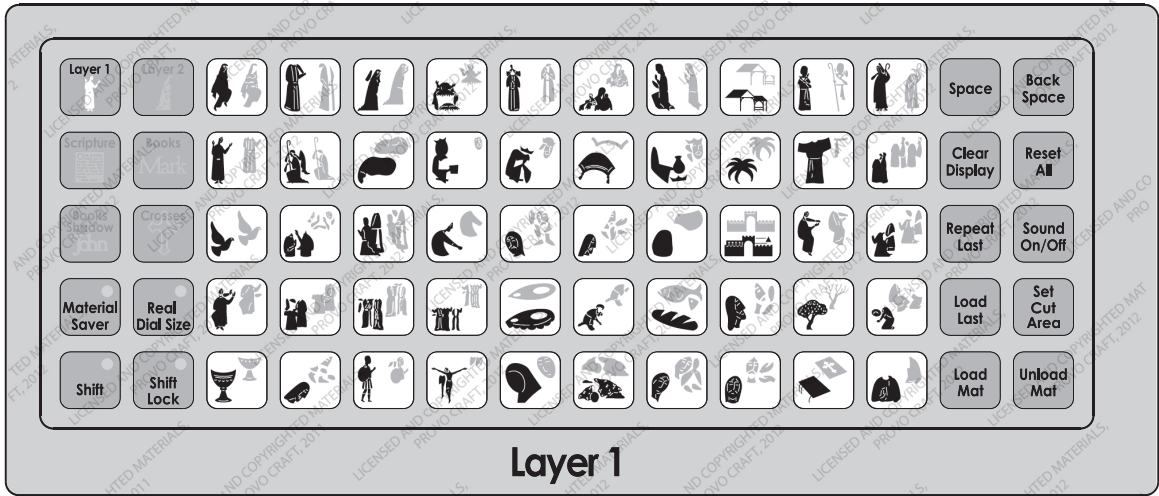


5"

Crosses




12.7 cm

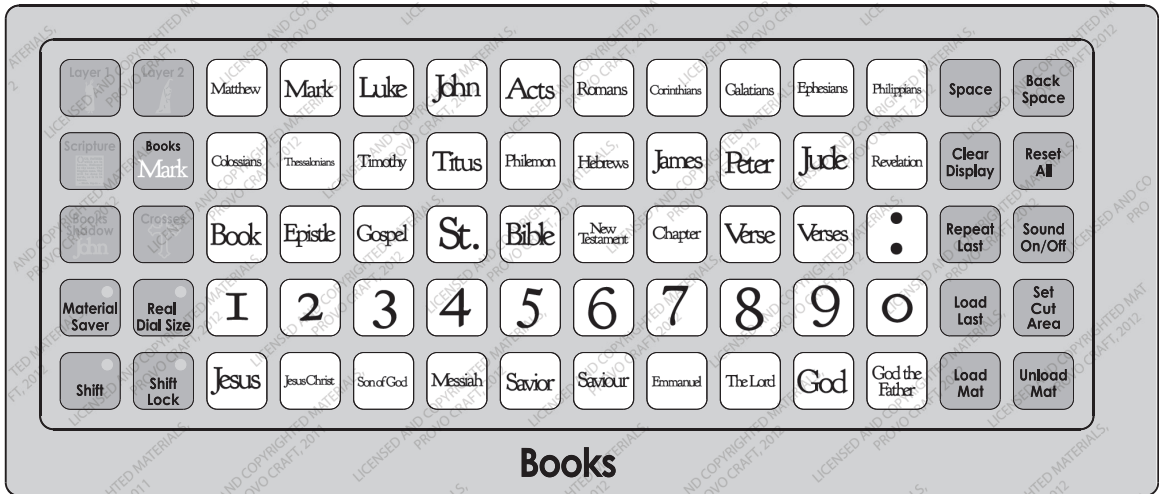



Layer 2

| | | | | | | | | | | | | | |
|----------------|----------------|--|--|--|--|--|--|--|--|--|--|---------------|--------------|
| Layer 1 | Layer 2 | | | | | | | | | | | Space | Back Space |
| Scripture | Books | | | | | | | | | | | Clear Display | Reset All |
| Books Window | Crosses | | | | | | | | | | | Repeat Last | Sound On/Off |
| Material Saver | Real Dial Size | | | | | | | | | | | Load Last | Set Cut Area |
| Shift | Shift Lock | | | | | | | | | | | Load Mat | Unload Mat |

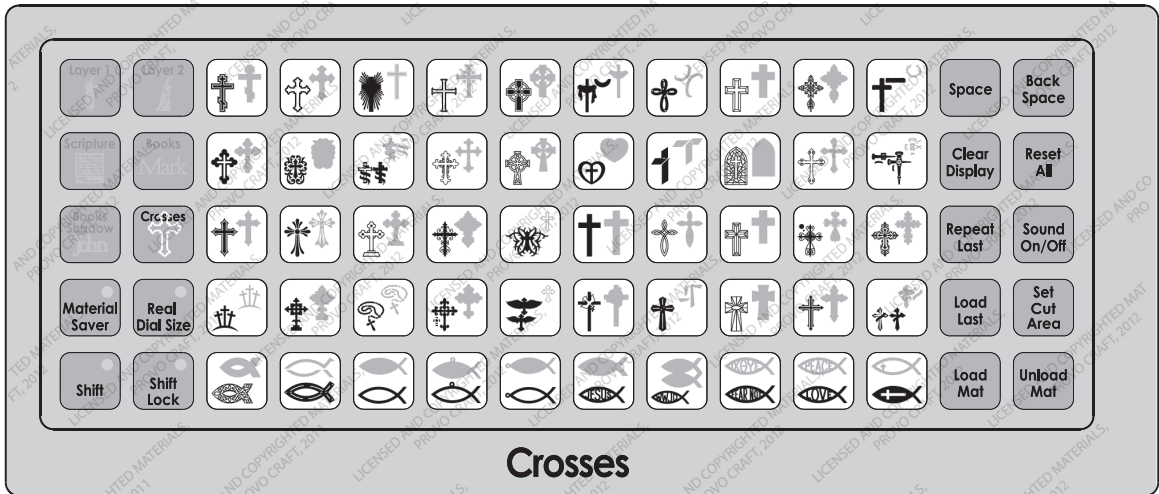
Layer 2







Books Shadow





For in-depth information about using your Cricut® cutting system refer to the User Manual included with your Cricut® machine. If you don't find the answers you need, support is available in the following two ways:

You will find the most current help and documentation on the web site. Find answers to FAQs and Troubleshooting problems any time of the day.

INTERNET: www.cricut.com

Refer to the Customer Support information that came with your Cricut® machine(s) or call for Customer Support options at:

PHONE: 1-877-7CRICUT (727-4288) Monday–Friday 7:00 a.m.–6:00 p.m., Mountain Time



Pour une information plus exhaustive sur comment utiliser le système de découpage Cricut® veuillez vous référer au Manuel de l'Utilisateur inclus avec votre machine Cricut®. Au cas où vous ne trouverez pas de réponse à vos questions, vous trouverez l'appui nécessaire à travers la manière suivante :

Vous trouverez l'aide et la documentation la plus mise à jour dans l'emplacement Web. Trouvez les réponses dans des Questions Fréquentes et dans Détection et Solution de Problèmes à tout moment du jour.

INTERNET: www.cricut.com



Para una información más exhaustiva acerca de cómo usar el sistema de corte Cricut® le rogamos referirse al Manual del Usuario incluido con su máquina Cricut®. En el caso de que no encontrara respuesta a sus preguntas, encontrará el apoyo necesario a través de la forma siguiente:

Encontrará la ayuda y documentación más actualizada en el sitio Web. Encuentre las respuestas en Preguntas Frecuentes y en Detección y Solución de Problemas en cualquier momento del día.

INTERNET: www.cricut.com



Ausführlichere Information über die Benutzung Ihrer persönlichen Cricut® Schneidesystems finden Sie im Benutzerhandbuch, das mit der Cricut® Maschine mitgeliefert wird. Wenn Sie die von Ihnen benötigten Antworten nicht finden, gibt es eine Unterstützungshilfe, die auf den folgenden Wegen erhältlich ist:

Sie werden die aktuellste Hilfe und Dokumentation auf der Webseite finden. Finden Sie Antworten auf häufig gestellte Fragen und zu Fehlerbehebungsproblemen zu jeder Tageszeit.

INTERNET: www.cricut.com



© 2011 Provo Craft and Novelty, Inc.
All rights reserved/Tous droits réservés
South Jordan, UT 84095
Made in China/Fabriqu  en Chine
www.provocraft.com • 07/11-11075