



Classmate

Use with CRICUT™
PERSONAL ELECTRONIC CUTTER™
and CRICUT EXPRESSION™

Word Builders 1™ A Word Party™

Heather Lanaster.



**Provo
Craft**

Contents

Meet the Designer	3
Advanced Features	4
Icon Gallery	8
Contact Us	59



A Word Party™

This handbook contains instructions specific to A Word Party™ cartridge.
For complete instructions refer to the Cricut™ user manual included with your machine
or visit www.cricut.com



The characters on A Word Party™ cartridge were designed by:

Heather Lancaster.

Growing up I somehow missed out on going to kindergarten and I have been doing my best to make up for it ever since! I have a passion for the basic kindergarten curriculum, including cutting, glueing, drawing, and collecting paper of any kind! I have done my best to advance at least some of my artwork from off of my mother's fridge and into my countless family scrapbooks, and an assortment of Sizzix®, paper and sticker products produced by Provo Craft. I hope that some of my ideas can inspire you on your own personal journey of creativity!

Heather lives in Calgary, Alberta, Canada, with her husband and their six children, who have all attended kindergarten and who all happily support Heather's creative efforts!

ABOUT THIS CARTRIDGE

(This handbook contains instructions specific to A Word Party™ cartridge. For complete instructions refer to the Cricut™ user manual included with your machine or visit www.cricut.com)

Selecting Characters

How to use the **Shift** and **Shift Lock** keys




Non-Shift



Shift

To select a character from the upper right corner of a key, use the **Shift** key on the keypad. You don't need to hold it down. Just press **Shift** once and make your selection.



Use the **Shift Lock** key to select more than one character at a time from the upper right corners of keys. Press the **Shift Lock** key again to deselect it.

What Is Real Dial Size?


All characters are measured from the lowest possible point to the highest. In A Word Party™, all Base characters are created at the same height. The layers and shadows are sized proportionately to fit the base characters. If Real Dial Size is selected, all characters will be cut according to the selected dial size.



Real Dial Size OFF



Real Dial Size ON




What Are Creative Feature Keys?

The top three pairs of keys on the left panel are reserved for the Creative Feature effects of each set. These Features vary with each specific cartridge, providing greater versatility and thousands of options!

The Creative Feature keys included on A Word Party™ cartridge are **Puzzle**, **Flower**, **Ice Cream**, **RR Car**, **Shadow**, and **Blackout**.

To use a Creative Feature key, just select it prior to pressing the CUT button. The characters displayed on the screen will then be cut in the style of the selected Creative Feature. Due to their sizes and shapes, a Feature may not work with all shapes. Please refer to the Icon Gallery for Creative Feature details.


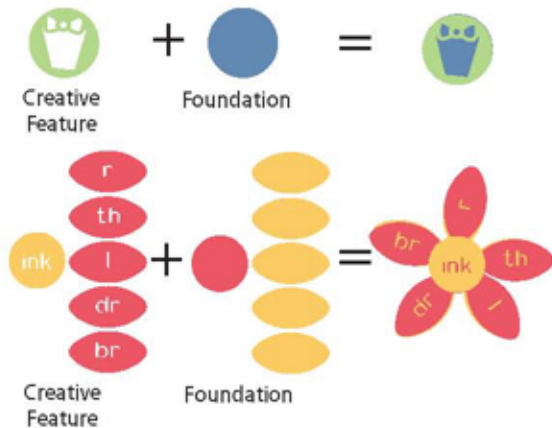


TIP: A Feature can be selected before or after a character has been selected, but before the CUT button is pressed. Once pressed, a Feature key will remain lit until it is turned off in one of the following ways: the Feature key is pressed a second time or the **Reset All** key is pressed.

What Is a Foundation Key?

A Word Party™ cartridge contains two Foundation keys with two characters on each key.


Foundation shapes are the solid version of images that were used as Creative Features. These can be used alone or with layers created using the Creative Feature keys.



In the Icon Gallery, you will find a diagram for every character on your cartridge. The color change indicates that the image on the upper right is created using the **Shift** key and the image on the lower left is created without **Shift**. Using the Icon Gallery, you can see at a glance which Creative Features are available to use with the character that you have selected. **You will find that some characters are very detailed and cut better at a larger dial size.**

A Word Party™ Creative Features:

Puzzle
Flower
Ice Cream
RR Car
Shadow
Blackout





<ab>



Puzzle



RR Car



Flower



Ice Cream



Shadow



Blackout



<ack>



<ad>



RR Car



Puzzle



Shadow



Flower



Blackout



Ice Cream





<cake>



<ail>



Puzzle



RR Car



Flower



Ice Cream



Shadow



Blackout





<ame>



<am>



Puzzle



RR Car



Flower



Ice Cream



Shadow



Blackout



<an>



<ank>



RR Car



Puzzle



Shadow



Flower



Blackout



Ice Cream





<are>



<ap>



Puzzle



RR Car



Flower



Shadow



Ice Cream



Blackout



<at>



<ate>



RR Car



Puzzle



Shadow



Flower



Blackout



Ice Cream





<ave>



Puzzle



Flower



Ice Cream



RR Car



Shadow



Blackout





<ed>



<ell>



Puzzle



RR Car



Flower



Shadow



Ice Cream



Blackout





<est>



Puzzle



Flower



Ice Cream



RR Car



Shadow



Blackout



<ice>



<ick>



Puzzle



Flower



Ice Cream



RR Car



Shadow



Blackout






<ide>



<ill>





<in>



<ine>



Puzzle



RR Car



Flower



Shadow



Ice Cream



Blackout



ing

<ing>

ink

<ink>

ing

RR Car

ink

Puzzle

ing

ink

ing

Shadow

ink

Flower

ing

ink

ing

Blackout

ink

Ice Cream

ing

ink



<ip>



<ite>



Puzzle



RR Car



Flower



Ice Cream



Shadow



Blackout





<ock>



RR Car



Puzzle



Shadow



Flower



Blackout



Ice Cream





<oke>



<old>



Puzzle



RR Car



Flower



Ice Cream



Shadow



Blackout



<one>



<ore>



RR Car



Puzzle



Shadow



Flower



Blackout



Ice Cream





ot>



Puzzle



Flower



Ice Cream



RR Car



Shadow



Blackout



<ug>



<unk>



Puzzle



RR Car



Flower



Ice Cream



Shadow



Blackout





<bl>



RR Car



Puzzle



Shadow



Blackout



Ice Cream



Flower







RR Car



Puzzle



Shadow



Flower



Blackout



Ice Cream



ch

cl

<cl>



RR Car



Puzzle



Shadow



Flower



Blackout



Ice Cream





<cr>



RR Car



Puzzle



Shadow



Flower



Blackout



Ice Cream





<dr>



Puzzle



Flower



Ice Cream



RR Car



Shadow



Blackout



<fi>



RR Car



Puzzle



Shadow



Flower



Blackout



Ice Cream



RR Car



Puzzle



Shadow



Flower



Blackout



Ice Cream





RR Car



Puzzle



Shadow



Flower



Blackout



Ice Cream





Puzzle



Flower



Ice Cream



RR Car



Shadow



Blackout



<qu>



Puzzle



RR Car



Flower



Ice Cream



Shadow



Blackout



Puzzle



Flower



Ice Cream



Shadow



RRR Car



Blackout



<sc>



<sh>



RR Car



Puzzle



Shadow



Flower



Blackout



Ice Cream





<sk>



<sl>



RR Car



Puzzle



Shadow



Flower



Blackout



Ice Cream





<sn>



<sp>



RR Car



Puzzle



Shadow



Flower



Blackout



Ice Cream





RR Car



Puzzle



Shadow



Flower



Blackout



Ice Cream





<SW>



Puzzle



RR Car



Flower



Shadow



Ice Cream



Blackout



<th>



<tr>



RR Car



Puzzle



Shadow



Flower



Blackout



Ice Cream





RR Car



Puzzle



Shadow



Flower



Blackout



Ice Cream





<wh>



Puzzle



RR Car



Flower



Shadow



Ice Cream



Blackout



<Strings>



Puzzle



Flower



Ice Cream



RR Car



Shadow



Blackout





<Gift2>



<Gift1>



Puzzle



Flower



Ice Cream



RR Car



Shadow



Blackout



<FlwrBdr>



<Flower>



Puzzle



RR Car



Flower



Ice Cream



Shadow



Blackout



< Ice Cream Cone >



< Scoops >



Puzzle



Flower



Ice Cream



RR Car



Shadow



Blackout



<RRSign>



<RRTrack>



Puzzle



RR Car



Flower



Shadow



Blackout



Ice Cream



<RRCar>



<RREngine>



Puzzle



RR Car



Flower



Shadow



Ice Cream



Blackout



<Ticket>



<RRCaboose>



Puzzle



Flower



Ice Cream



RR Car



Shadow



Blackout



Celebrate
Learning

<ClbrtLrn>

word party!

<WordPrty>



Not Available



Puzzle



RR Car



Flower



Shadow



Ice Cream

word party!



Blackout



<TnThght>



<WtScoop?>



Puzzle



RR Car



Flower



Shadow

What's the scoop?

Ice Cream



Blackout

train of thought



<Pzlsngl>



<Puzzle>



Puzzle



Flower



Ice Cream



RR Car



Shadow



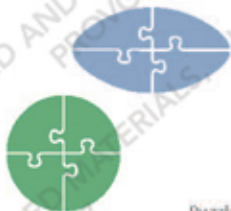
Blackout



<Center>



<Petal>



Puzzle



Flower



Ice Cream



RR Car



Shadow



Blackout



For in-depth information about using your Cricut™ cutting system refer to the User Manual included with your Cricut™ machine. If you don't find the answers you need, support is available in the following two ways:

You will find the most current help and documentation on the web site. Find answers to FAQs and Troubleshooting problems any time of the day.

INTERNET: www.cricut.com

Refer to the Customer Support information that came with your Cricut™ machine or call for Customer Support options at:

PHONE: 1-877-7CRICUT (727-4288) Monday–Friday 9:00 a.m.–5:00 p.m., mountain time

29-0401 A Word Party Handbook



© 2007 Provo Craft and Novelty, Inc.
South Jordan, UT 84095
All rights reserved / Tous droits réservés
Made in China / Fabriqué en Chine
www.provocraft.com • 036007