



Use with CRICUT™
PERSONAL ELECTRONIC CUTTER™
and CRICUT EXPRESSION™

Word Builders 3™ An Ocean of Words™

Heather Lancaster.



**Provo
Craft®**

Contents

Meet the Designer	3
Advanced Features	4
Icon Gallery	8
Contact Us	59



This handbook contains instructions specific to An Ocean of Words™ cartridge.
For complete instructions refer to the Cricut™ user manual included with your machine
or visit www.cricut.com



The characters on An Ocean of Words™ cartridge were designed by:

Heather Lancaster.

Growing up I somehow missed out on going to kindergarten and I have been doing my best to make up for it ever since! I have a passion for the basic kindergarten curriculum, including cutting, glueing, drawing, and collecting paper of any kind! I have done my best to advance at least some of my artwork from off of my mother's fridge and into my countless family scrapbooks, and an assortment of Sizzix®, paper and sticker products produced by Provo Craft. I hope that some of my ideas can inspire you on your own personal journey of creativity!

Heather lives in Calgary, Alberta, Canada, with her husband and their six children, who have all attended kindergarten and who all happily support Heather's creative efforts!

What Is Real Dial Size?


All characters are measured from the lowest possible point to the highest. In *An Ocean of Words™*, all Base characters are created at the same height. The layers and shadows are sized proportionately to fit the base characters. If Real Dial Size is selected, all characters will be cut according to the selected dial size.



Real Dial Size OFF



Real Dial Size ON




What Are Creative Feature Keys?

The top three pairs of keys on the left panel are reserved for the Creative Feature effects of each set. These Features vary with each specific cartridge, providing greater versatility and thousands of options!

The Creative Feature keys included on An Ocean of Words™ cartridge are Sand Castle, Cloud, Surfboard, Circle, Fish Blackout, and Surfboard Blackout.


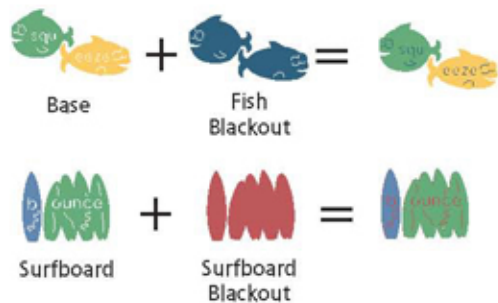
To use a Creative Feature key, just select it prior to pressing the CUT button. The characters displayed on the screen will then be cut in the style of the selected Creative Feature. Due to their sizes and shapes, a Feature may not work with all shapes. Please refer to the Icon Gallery for Creative Feature details.



TIP: A Feature can be selected before or after a character has been selected, but before the CUT button is pressed. Once pressed, a Feature key will remain lit until it is turned off in one of the following ways: the Feature key is pressed a second time or the Reset All key is pressed.

How to Use the Blackout Features

An Ocean of Words™ cartridge contains two “blackout” features, **Fish Blackout** and **Surfboard Blackout**. These allow you to layer the fish or surfboard shapes so that the letters will show the color of the bottom layer.




In the Icon Gallery, you will find a diagram for every character on your cartridge. The color change indicates that the image on the upper right is created using the **Shift** key and the image on the lower left is created without **Shift**. Using the Icon Gallery, you can see at a glance which Creative Features are available to use with the character that you have selected. **You will find that some characters are very detailed and cut better at a larger dial size.**

An Ocean of Words™ Creative Features:

Sand Castle
 Cloud
 Surfboard
 Circle
 Fish Blackout
 Surfboard Blackout







Sand Castle



Cloud



Surfboard



Grde



Fish
Blackout



Surfboard
Blackout



Sand Castle

Cloud

Surfboard

Circle

Fish
Blackout

Surfboard
Blackout



Sand Castle

Cloud

Surfboard

Circle

Fish Blackout

Surfboard Blackout



Sand Castle



Circle



Cloud



Fish
Blackout



Surfboard



Surfboard
Blackout



<aught>



<aste>



Sand Castle



Cloud



Surfboard



Circle



Fish
Blackout



Surfboard
Blackout



Sand Castle



Cloud



Surfboard



Circle




Fish
Blackout



Surfboard
Blackout









Sand Castle



Cloud



Surfboard



Circle



Fish Blackout



Surfboard Blackout





Sand Castle



Cloud



Surfboard



Orde




Fish
Blackout



Surfboard
Blackout







Sand Castle



Cloud



Surfboard



Circle




Fish
Blackout



Surfboard
Blackout







Sand Castle



Cloud



Surfboard



Circle



Fish
Blackout



Surfboard
Blackout



<ouse>



<ounce>



Sand Castle



Cloud



Surfboard



Circle



Fish
Blackout



Surfboard
Blackout





<bl>



Sand Castle



Circle



Fish
Blackout




Cloud



Surfboard



Surfboard
Blackout





<ch>



<cr>



Sand Castle



cr



ch



cr



ch



cr



Circle



cr



Fish
Blackout



Surfboard
Blackout



<dr>



Sand Castle



Cloud



Surfboard



Circle



Fish
Blackout



Surfboard
Blackout





<fl>



Sand Castle



Cloud



Surfboard



Circle



Fish
Blackout



Surfboard
Blackout







Sand Castle

Cloud

Surfboard

Circle

Fish
Blackout

Surfboard
Blackout



Sand Castle



Cloud



Surfboard



Circle



Fish
Blackout



Surfboard
Blackout





<kn>



Sand Castle



Cloud



Surfboard



Circle



Fish
Blackout



Surfboard
Blackout





Sand Castle



Cloud



Surfboard



Circle



Fish
Blackout



Surfboard
Blackout





Sand Castle

Cloud

Surfboard



Circle

Fish
Blackout

Surfboard
Blackout



<pl>



<pr>



Sand Castle



Circle



Cloud



Fish
Blackout



Surfboard



Surfboard
Blackout



<qu>



Sand Castle



Cloud



Surfboard



Circle



Fish Blackout



Surfboard Blackout





<SC>



Sand Castle



Cloud



Surfboard



Circle



Fish
Blackout



Surfboard
Blackout



Sand Castle



Cloud



Surfboard



Circle



Fish
Blackout



Surfboard
Blackout





<sl>



<sm>



Sand Castle



Circle



Cloud



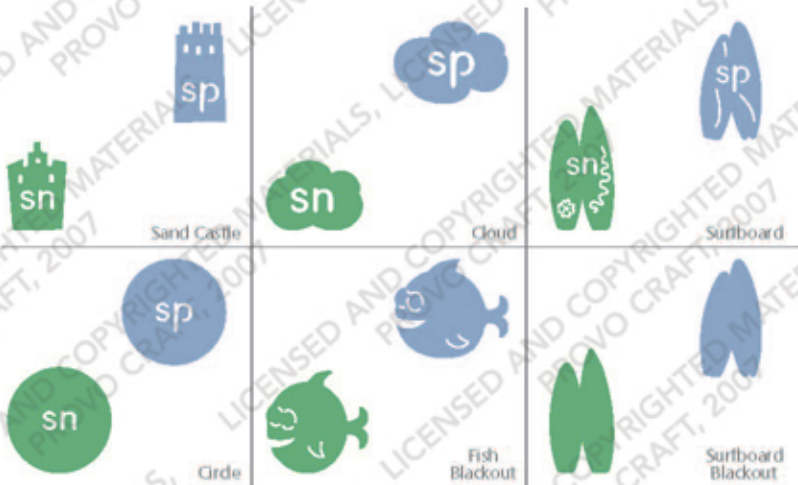
Fish
Blackout




Surfboard



Surfboard
Blackout







Sand Castle

Cloud

Surfboard

Circle

Fish
Blackout

Surfboard
Blackout



<SW>



Sand Castle



Cloud



Surfboard



Circle



Fish
Blackout



Surfboard
Blackout



Sand Castle



Cloud



Surfboard



Orde



Fish Blackout



Surfboard Blackout





<tw>



Sand Castle



Cloud



Surfboard



Circle



Fish
Blackout



Surfboard
Blackout



<wh>



Sand Castle



Cloud



Surfboard



Circle



Fish
Blackout



Surfboard
Blackout





<Srfboard>



<Wave>



Sand Castle



Cloud



Surfboard



Circle



Fish
Blackout



Surfboard
Blackout



<Cloud>



<Circle>



Sand Castle



Cloud



Surfboard



Circle



Fish
Blackout



Surfboard
Blackout



<Eyepatch>



<TrsrChst>



Sand Castle



Cloud



Surfboard



Circle



Fish
Blackout



Surfboard
Blackout





<Binoclr>



<Glasses>



Sand Castle



Circle



Cloud



Fish
Blackout



Surfboard



Surfboard
Blackout



<Bucket>



<SandCstl>



Sand Castle



Cloud



Surfboard



Circle



Fish
Blackout



Surfboard
Blackout



<ClamShll>



<Bottle>



Sand Castle



Grde



Cloud



Fish
Blackout



Surfboard



Surfboard
Blackout



<Sun>



<Palm Trees>



Sand Castle



Cloud



Surfboard



Grde



Fish
Blackout



Surfboard
Blackout





<Turtle>



<Dolphin>





Ocean of Words

<OcnWrds>



<CtchnWrd>

www.cricut.com



Sand Castle



Cloud



Surfboard



Fish



Surfboard



Fish



Surfboard



<WrdOystr>



<WrdsAhoy>



Sand Castle



Cloud



Surfboard



Circle



Fish
Blackout



Surfboard
Blackout



For in-depth information about using your Cricut™ cutting system refer to the User Manual included with your Cricut™ machine. If you don't find the answers you need, support is available in the following two ways:

You will find the most current help and documentation on the web site. Find answers to FAQs and Troubleshooting problems any time of the day.

INTERNET: www.cricut.com

Refer to the Customer Support information that came with your Cricut™ machine or call for Customer Support options at:

PHONE: 1-877-7CRICUT (727-4288) Monday–Friday 9:00 a.m.–5:00 p.m., mountain time

29-0403 An Ocean of Words
Handbook



© 2007 Provo Craft and Novelty, Inc.
South Jordan, UT 84095
All rights reserved / Tous droits réservés
Made in China / Fabriqué en Chine
www.provocraft.com • 039507